

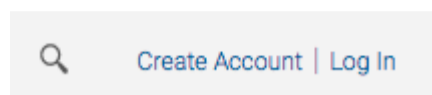
[Feedback Studio](#) > [Turnitin](#) > [Instructor](#) > [Logging In](#)

# Logging in

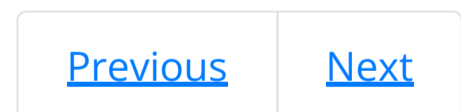
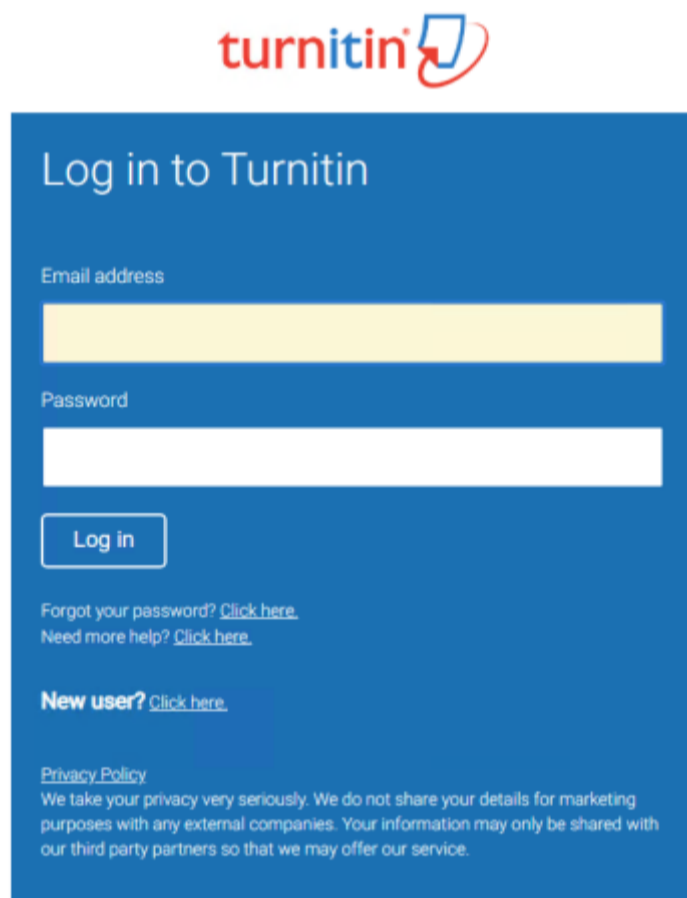
To begin using Turnitin, you must first log in. During login, a cookie will be set on your web browser to allow Turnitin to authorize your access during use of the site. Please ensure that the web browser you are using will allow the cookie to be set by our site, <http://turnitin.com> (or <http://turnitinuk.com> if you are in the UK).

If you have created just created an account with Turnitin, you'll have set your password during the account creation process.

1. Go to <http://turnitin.com> (or <http://turnitinuk.com> if you are in the UK)
2. At the top right click on the **Log In** button.



3. Enter the email address and password associated with the instructor user profile and click on the **Log In** button.



Was this page helpful?



Need to contact a human?

[Get in touch](#)



[Learn More.](#)

[Turnitin.com](#)

[Release Notes](#)

[Known Issues](#)

[Privacy and Security](#)

[System Status](#)